



# Rainforest of Reading

IMAGINE THAT!

**Books can  
take you  
places you've  
never been.**

**2015  
Montserrat & Nevis  
Teacher Guide**



Welcome to the Rainforest of Reading – an exciting initiative that will promote higher reading interest levels in your Grade 3, 4 or 5 classroom.

This Teacher Guide provides simple step-by-step instructions to run a successful program in your classroom.

Each class will receive 12 children's books from Canada.

All readers, especially reluctant ones, will be captivated by their own "Passport" which will track reading progress and engage students in critical thinking skills. Upon completion, all Grade 3, 4 and 5 students in Nevis and Montserrat will vote for their favourite book on Festival Day in November.

You and your students will join hundreds of avid readers in a central location, along with other educators, dignitaries, authors, illustrators and the many volunteers who, together, will celebrate the love of reading.

We look forward to seeing many faces from last year and the new students and teachers joining us for the first time.

We hope the festival will expand your students' sense of curiosity and help them experience the joy of reading. Hopefully they will have many moments where they... Imagine That!

We'll see you in November for the Festival celebrations. Bon Voyage!

*Sonya White*

Sonya White, Co-Executive Director

## 2015 Teacher Guide

**Step 1: Kit Contents**

**Step 2: Reading Surveys**

**Step 3: Submitting Survey Results**

**Step 4: Tracking Posters**

**Step 5: Previewing the Books**

**Step 6: Organizing your Materials**

**Step 7: Student Passports**

**Step 8: Reading in the Classroom**

**Step 9: Rewarding with Stickers**

**Step 10: Updating Reading Progress**

**Step 11: Preparing to Vote**

**Step 12: Submitting Vote Results**

**Step 13: Getting Ready for Festival Day**

**Festival Dates**



## Step 1

### Kit Contents

We suggest you read this Teacher Guide first to become familiar with the program. Afterwards, examine the contents of your box or boxes. Grade 3, 4 and 5 classrooms receive identical materials.


We have tried to provide an accurate number of Passports, surveys and stickers for each classroom. But, if your school needs more of a particular item, contact your District Education Office as soon as you can. They've been given their own box of extra supplies.



## Step 2

### Reading Surveys

Before the students see any of the materials, have them complete the anonymous “Student Reading Survey” so the data reflects their current feelings about reading. Teachers should download the survey from: [rainforestofreading.org](http://rainforestofreading.org). Go to the “Resources” section. Download your survey and make as many copies as required for your students.



## Rainforest of Reading Student Reading Survey



Your current grade is: \_\_\_\_\_

Today's date: \_\_\_\_\_

### 1. Why do you read?

Check all the answers that apply to you

- ☐ to learn new information
- ☐ for pleasure (it's something fun to do)
- ☐ to be entertained (want to laugh)
- ☐ an adult is insisting

For each of the following statements check the one box that matches your opinion.

### 2. How often do you read at school?

- ☐ daily
- ☐ a few times per week
- ☐ never

### 3. How often do you read at home on your own?

- ☐ daily
- ☐ a few times per week
- ☐ never

### 4. How often do you read at home with your parents?

- ☐ daily
- ☐ a few times per week
- ☐ never

### 5. I enjoy reading.

- ☐ Yes, I love it!
- ☐ Yes, it's OK.
- ☐ No, I don't like it!

### 6. I feel I am a good reader.

- ☐ Yes, it's easy for me
- ☐ Yes, sometimes I'm good at it
- ☐ No, I find it hard most of the time

### 7. It is important to be a good reader.

- ☐ I strongly agree
- ☐ For some things only
- ☐ I don't think it's that important

### 8. My parents want me to be a good reader.

- ☐ Yes, they are always telling me
- ☐ They mention it sometimes
- ☐ I'm not sure

### 9. I share my ideas and opinions about what I read.

- ☐ daily
- ☐ a few times per week
- ☐ never

### 10. I would like to be able to read more at school or at home.

- ☐ Yes, I would
- ☐ No, I'd like to do other things instead
- ☐ I'm not sure

## Step 3

### Submitting Survey Results

Collect the surveys and summarize your student responses on the “Student Reading Survey Results” sheet – which is also downloadable under “Resources”. Be sure to include the name of your school, district, country, grade and total number of students.

We require you to bring the summary sheet to the Festival. Teachers will submit their summaries at the registration desk.



# Rainforest of Reading

## Student Reading Survey Results

Imagine That!

RAINFOREST OF READING

Please indicate the total number of responses for each item in the space provided.

Name of school Belle Vue Combined  
District 6

Why do you read?

to learn new information  
for pleasure (it's something fun to do)  
to be entertained (want to laugh)  
because an adult is insisting

TOTAL NUMBER

12

How often do you read?

Imagine That!  
RAINFOREST OF READING  
Please Indicate the Total Number of Responses for Each Item in the Space Provided.  
World House Foundation  
Caledon, ON

9  
5  
0

I would like to be able to read more at school or at home.

- ☐ Yes, I would
- ☐ No, I'd like to do other things instead
- ☐ I'm not sure

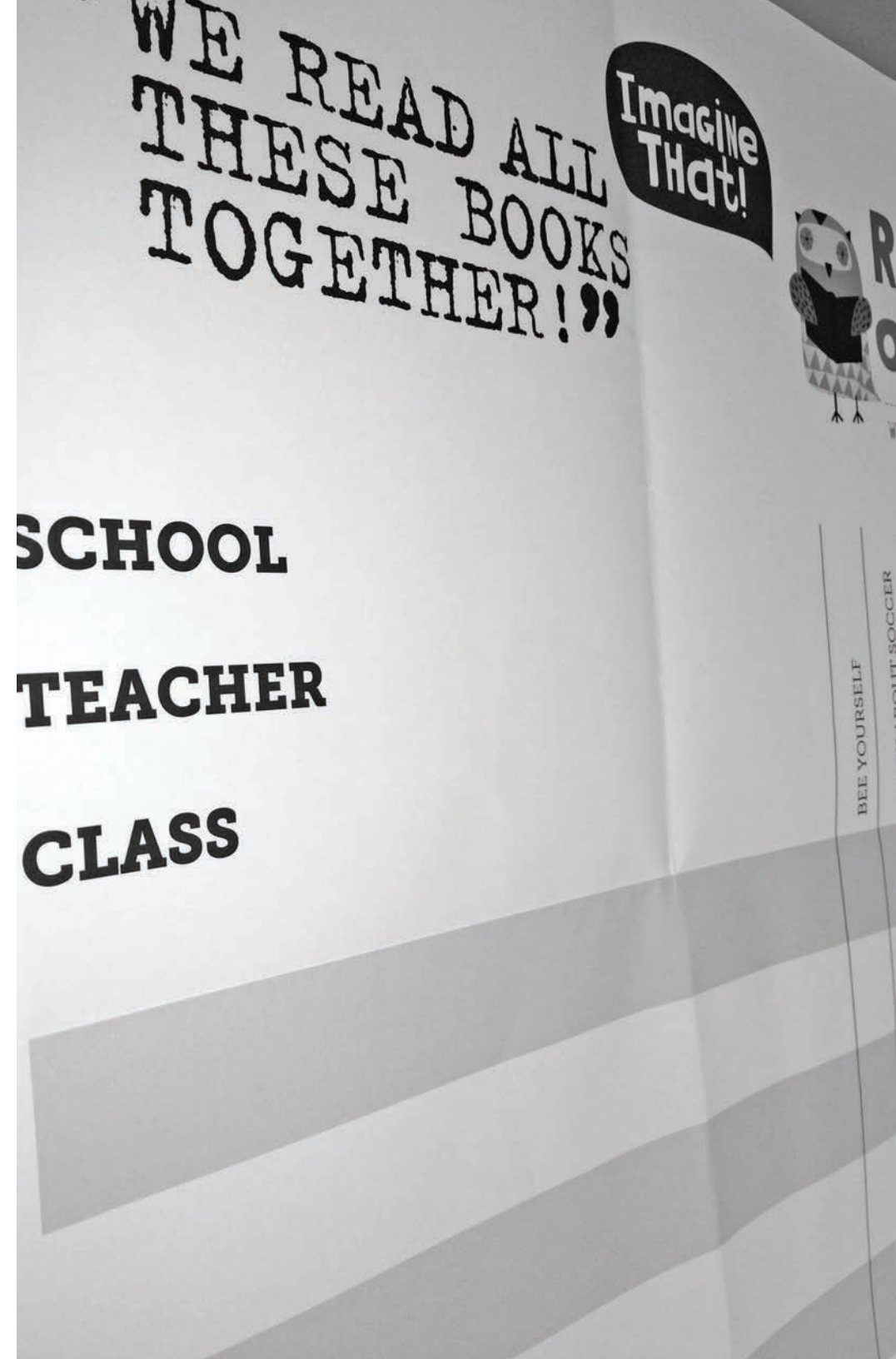
Additional comments you would like to share about your students and their reading attitudes?  
*my students are avid readers and I try to engage (individually) to sustain their interests.*

## Step 4

### Tracking Posters

In the box, you will find two copies of a “Class Tracking Poster” for each class. Complete one copy with the names from your class list and position it in a highly visible location in your classroom.

Use the reverse side of the second copy so you can display the 12 book covers to pique curiosity and to encourage sustained reading during the program.



## Step 5

### Previewing the Books

Take some time to preview the books and become familiar with each title. This will help guide your support as students work through their Passports and justify their thoughts and opinions.

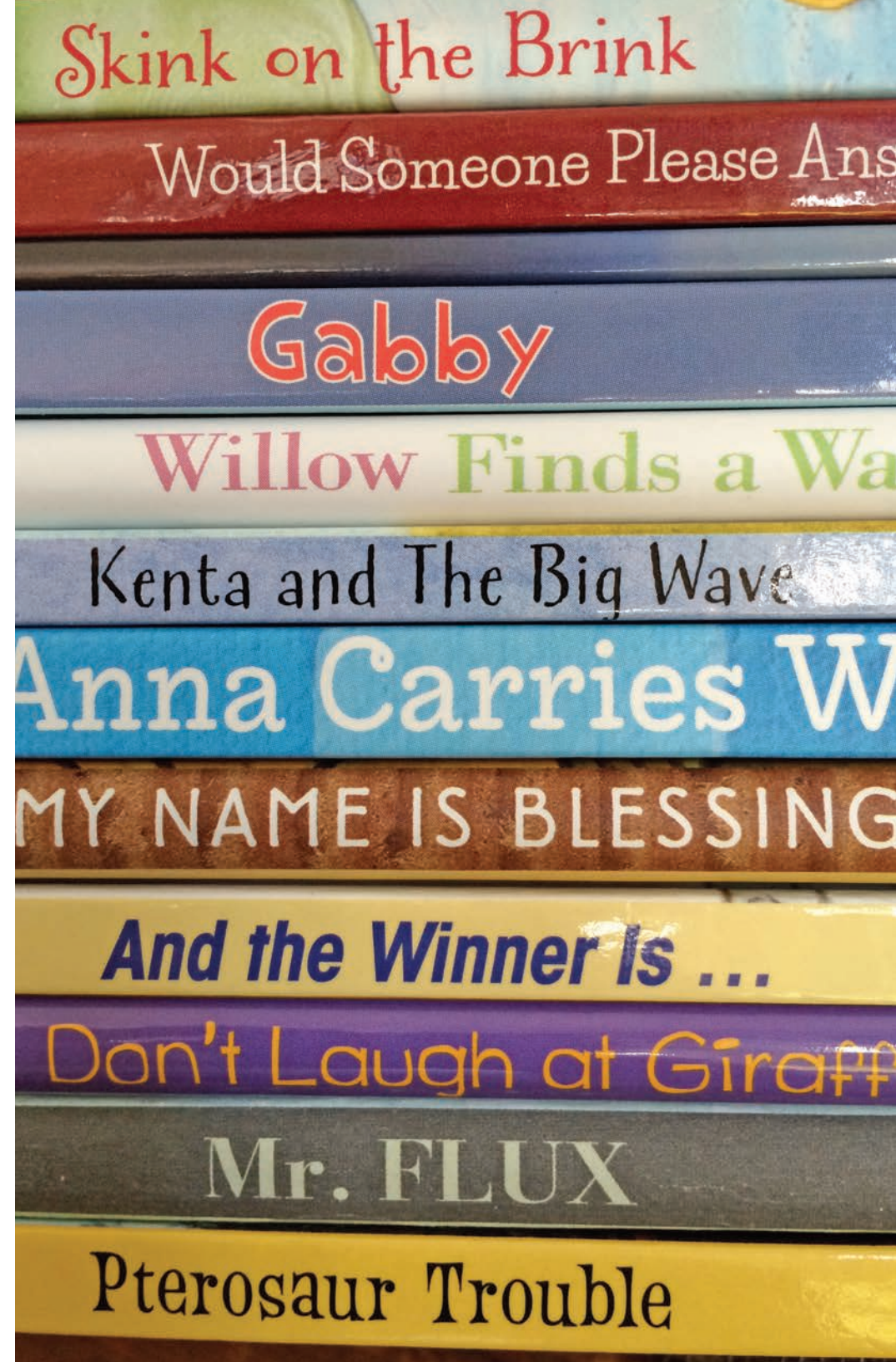


## Step 6

### Organizing your Materials

Showcase the 12 new books on a display table that's accessible to your students.

Assign one "Sticker Sheet" to each student by recording his or her name in the space provided. Retain these sheets in your desk for safekeeping and distribution control.




## Student Passports

The pages have been organized so students will think about the following:

- Main character
- Main idea
- Making personal connections to the story
- Justifying their opinion of the book





## Step 8

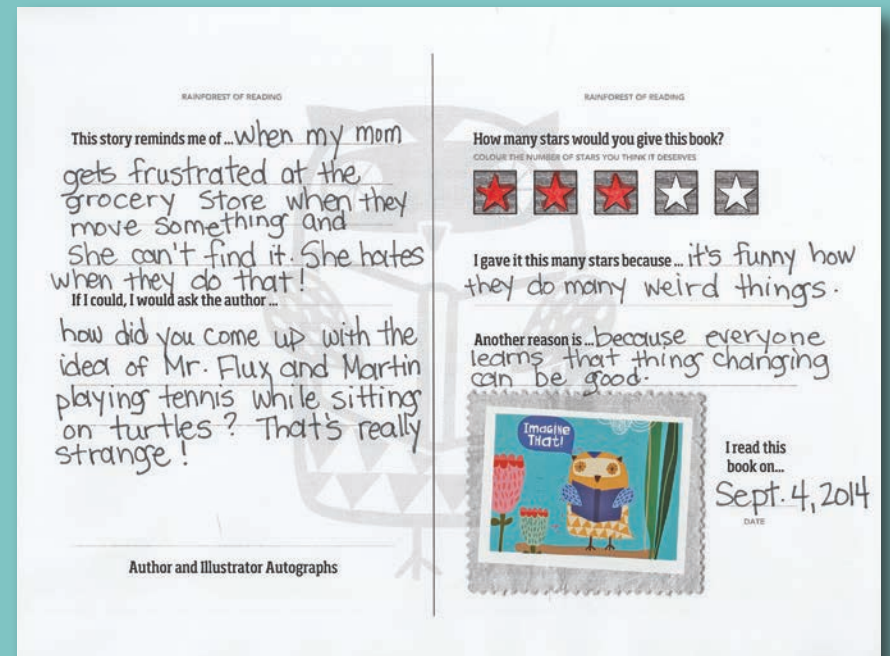
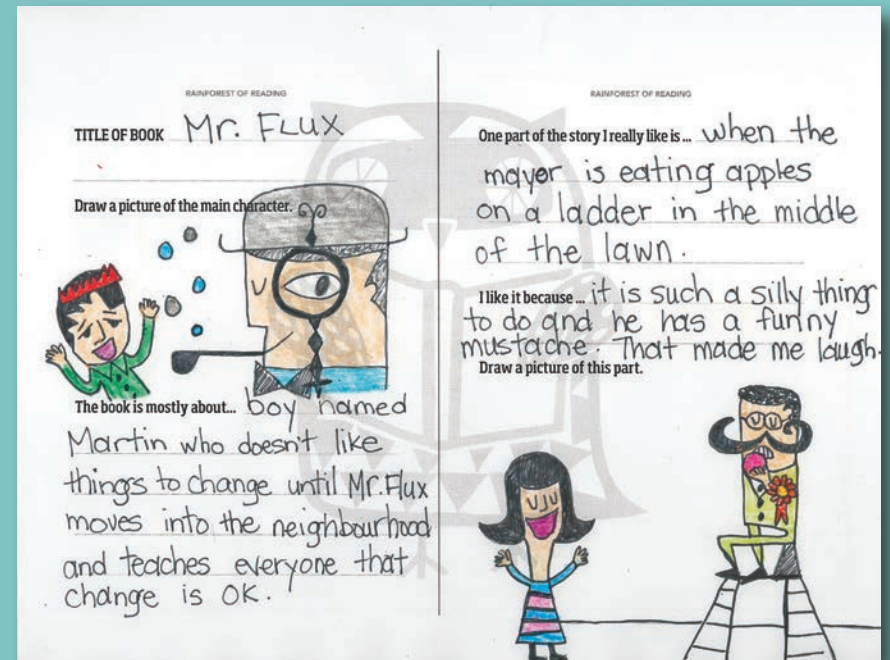
### Reading in the Classroom

Be sure to provide enough time during your instructional day so children can read at least one title each day. Slower students can read with a partner.

Have students complete the four-page travel log when they have finished reading one book; their ideas will be “fresh.” Naturally, you’ll want to monitor their work to ensure it meets your expectation.

An exemplar of the four-page travel log from the Passport is provided. Showing an example of what you expect from your students will help them explain their thoughts in greater detail.

Your students must read all 12 books by Festival Day.



## Step 9

### Rewarding with Stickers

After students have their work “approved” by you, they select one sticker from their designated page as a reward for finishing that title! They should place it in their Passport with the date noted accordingly.

Students should keep track of the books they still need to read by updating the page entitled: “My Reading Checklist” – located at the back of the Passport.




## Step 10

### Updating Reading Progress

Update your Class Tracking Poster each day, noting your students' progress with all 12 titles.

You may even want to challenge the other class to see who can read all of the books first!

Providing positive praise and keeping the energy level high is key to success and will ensure your class can submit their votes by the deadline.



## Step 11

### Preparing to Vote

When your students have read all 12 titles and completed their journey through the Rainforest of Reading, it's time to vote for their favourite book!

Encourage students to look at the “Destinations” page in their Passport to see all 12 book covers and think about which books they enjoyed the most.

This year, Montserrat students can vote for a favourite book in 2 categories: Favourite Fiction and Favourite Non-Fiction. Their “Reading Checklist” is organized into these categories. Have your students choose one title per category and record their favourites on the “Notes” page.





## Step 12

### Submitting Vote Results

On Festival Day, students will cast a paper ballot in favour of their favourite book at a specially marked desk. The results of the vote will be announced during the Festival.





## Step 13

### Getting Ready for Festival Day

In order to prevent Passports from going missing, you may want to keep them in a safe place in your classroom until Festival Day. Students should bring their Passports - remember they will be voting at the Festival!

Students should bring a pencil case. Keep backpacks light so there's space to bring home souvenirs, arts and crafts.

Before the Festival Day, our local volunteer organizer will assign one of the 12 book titles to your school. Children will march in the "Parade of Readers," signaling the start of the day. We encourage students to come in simple costumes or carry props to show their spirit for their book.



## Festival Dates

Country/ District

**MONTSERRAT:** Friday, November 27th  
Montserrat Cultural Centre

**NEVIS:** Friday, November 6th  
Venue to be confirmed

Speak to your principal about transportation to the Festival.





## OneWorld Schoolhouse Foundation

GOOD WITH WORDS

[oneworldschoolhouse.org](http://oneworldschoolhouse.org)

[rainforestofreading.org](http://rainforestofreading.org)

[find52.org](http://find52.org)

© 2015 OneWorld Schoolhouse Foundation



## Rainforest of Reading

### **RAINFOREST OF READING FESTIVAL**

is managed by OneWorld Schoolhouse Foundation  
in co-operation with:



Ministry of Education & Human Development  
**GRENADA**



Ministry of Education, Youth Affairs & Sports  
**MONTSEERRAT**



Ministry of Education, Human Development & Labour  
**SAINT LUCIA**



Ministry of Education, Youth, Sport and Culture  
**ST. KITTS AND NEVIS**