

# RAINFOREST OF READING ST. LUCIA 2018

## Teacher Guide

Imagine  
That!



FIFTH ANNIVERSARY  
2012-2017

Rainforest  
of Reading





We hope you share our excitement as we celebrate the 5th Anniversary of the Rainforest of Reading! To date, over 15,000 copies of 63 different children's books have made their way to schools in St. Lucia and 30,000 children have travelled through the Rainforest of Reading.

Since 2013, children have met over 20 Canadian authors and illustrators, eagerly sharing their love of reading; marched through the streets of St. Lucia celebrating books; collected autographs and stamps in their Passports; and engaged to student centred literacy-based activities - all to celebrate the joy that books can bring! It's true. Books really can take you places you've never been.

As always, we look forward to seeing you on Festival Day. Schools in the North Districts will once again have two dates to accommodate the large number of participants. South District schools will meet in Vieux Fort. See Festival Dates in this guide for your special day.

**NEW THIS YEAR:** Teachers are asked to **bring this guide to your Festival Day**, as it contains valuable information to guide your group during the event, including maps and rotation schedules. We have planned new and exciting activities this year, including Bonus Book Give-Aways and a special Pirate Scavenger hunt for students. Be sure to check out the extra pages in the Passports for more details.

We hope Grade 6 students will continue to act as enthusiastic Reading Buddies in your school and will reminisce about their experiences over the last 5 years as new Grade 3 students start their journey through the Rainforest of Reading for the first time.

We can't wait to celebrate with you in March! Happy reading. And Happy Anniversary!

Sonya White, Co-Executive Director



# 2018 Teacher Guide

1. Reading Surveys
  2. Kit Contents
  3. Tracking Posters
  4. Previewing the Books
  5. Organizing your Materials
  6. Student Passports
  7. Reading in the Classroom
  8. Rewarding with Stickers
  9. Updating Reading Progress
  10. Preparing to Vote
  11. Voting Pavillion
  12. Getting Ready for Festival Day
  13. Festival Reminders, Schedule and Maps
- Festival Dates



# 1. Reading Surveys: A note about collecting this valuable data

All students will complete their reading survey at their first station on Festival Day. With this valuable data, OneWorld Schoolhouse can demonstrate to international funders we are serious about measuring the impact the program is having on your students. With greater international support, we can be sure to sustain this program for many years.

Completing this survey will only take a few minutes before starting the programmed activity. Please assist your students to complete the survey carefully, collect all the pages for your group and submit them to the station volunteer.



# Rainforest of Reading

## Student Reading Survey



Your current grade is: \_\_\_\_\_

Today's date: \_\_\_\_\_

### 1. Why do you read?

Check all the answers that apply to you:

- ☐ to learn new information
- ☐ for pleasure (it's something fun to do)
- ☐ to be entertained (want to laugh)
- ☐ an adult is insisting

For each of the following statements check the one box that matches your opinion.

### 2. How often do you read at school?

- ☐ daily
- ☐ a few times per week
- ☐ never

### 3. How often do you read at home on your own?

- ☐ daily
- ☐ a few times per week
- ☐ never

### 4. How often do you read at home with your parents?

- ☐ daily
- ☐ a few times per week
- ☐ never

### 5. I enjoy reading.

- ☐ Yes, I love it!
- ☐ Yes, it's OK.
- ☐ No, I don't like it!

### 6. I feel I am a good reader.

- ☐ Yes, it's easy for me
- ☐ Yes, sometimes I'm good at it
- ☐ No, I find it hard most of the time

### 7. It is important to be a good reader.

- ☐ I strongly agree
- ☐ For some things only
- ☐ I don't think it's that important

### 8. My parents want me to be a good reader.

- ☐ Yes, they are always telling me
- ☐ They mention it sometimes
- ☐ I'm not sure

### 9. I share my ideas and opinions about what I read.

- ☐ daily
- ☐ a few times per week
- ☐ never


### 10. I would like to be able to read more at school or at home.

- ☐ Yes, I would
- ☐ No, I'd like to do other things instead
- ☐ I'm not sure

## 2. Kit Contents

We suggest you read through this Teacher Guide first to become familiar with the support materials. Please see the Passport for book titles. Grades 3 to 5 receive 1 set of books to share within the school. We have tried to provide an accurate number of Passports and stickers for each student. But, if your school needs more of a particular item contact Mrs. Leonise Francois as soon as you can.

Once again, Grade 6 students receive a “Rainforest of Reading Buddy” button to wear during shared reading sessions with younger students. This will help identify these students during an assigned reading time and will further promote the program in your school.





SPICES  
Gravel  
I WANT A MONSTER!  
THE THING YOU COULDN'T DO  
Not Your Typical Dragon  
Me Me Me  
Viking  
Peanut Butter Press  
Monster Truck Buck  
HAPPY DREAMER  
ORCHARD BOOKS  
HAPPY DREAMER  
UNDER-THE-BED FRED  
BAILEY | JACK  
PETER H. REYNOLDS  
LITTLE WIKIMONY



### 3. Tracking Posters

In the box, you will find two copies of a “Class Tracking Poster” for each class. Complete one copy with the names from your class list and position it in a highly visible location in your classroom.

Use the reverse side of the second copy so you can display the book covers to pique curiosity and to encourage sustained reading during the program.

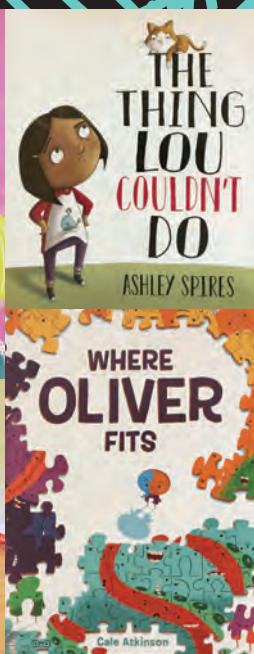




# RAINFOREST OF R ST. LUCIA 2018

Ima  
Tho

FIFTH ANNIVERSARY  
2012-2017




## 4. Previewing the Books

Take some time to preview the books and become familiar with each title. This year, there are several titles with themes on acceptance and tolerance. Having books with common themes helps students make connections as they recognize similar ideas and messages in these stories. See the exemplar of the four-page entry and use that as a model to help guide students as they engage in meaningful discussions about the titles.

As always, students should work through their Passport to identify critical elements of the text and justify their thoughts and opinions.







## 5. Organizing your Materials

Showcase the new books on a display table that's accessible to your students.

Assign one "Sticker Sheet" to each student by recording his or her name in the space provided. Retain these sheets in your desk for safekeeping and distribution control.

Grade 6 teachers can store their 'Reading Buddy' buttons in a safe place during the weeks students are preparing for the Festival. Once they have finished helping students read the books and completing their Passports, they can keep their special button as a souvenir.

A Certificate of Appreciation is available for download and can be awarded for their hard work supporting younger readers. Teachers can fill out the names of their students and present them in a school recognition assembly to promote volunteerism and 'giving back' to the school community.







## 6. Student Passports

Passports have a special addition this year! Make sure students have their Passports for Festival Day so they can participate in a fun scavenger hunt.

Specially designed pages have been added with fun trivia questions. As your group moves from station to station, keep an eye out for signs posted around the venue with the answers. See if your students can find them all!

Another special feature will include Bonus Book Give-Aways (one per school.) During Festival Day, your group will visit pavilions to meet visiting authors and learn about these extra Anniversary Book Selections.

As always, assign each student his or her own Passport. It will allow them to record their thoughts and opinions for each book, one selection at a time.



## 6. Student Passports cont/...

See the exemplar to help guide your instruction to assist children to think about the following:

- main character
- main idea
- making personal connections to the story (either text-to-self, text-to-text, or text-to world events)
- justifying their opinions

Provide a sticker to your student as they complete the pages for each title. Classroom kits have been delivered before Christmas to provide ample time to read all the books. We'd like to see the pages of Passports filled with their thoughts this year!







## 7. Reading in the Classroom

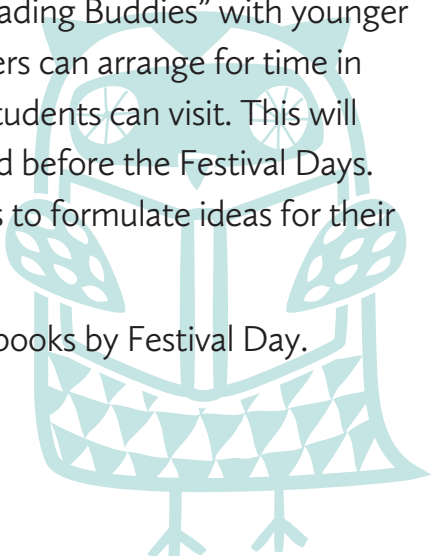
Be sure to provide enough time during your instructional day so children can read at least one title each day.

Have students complete the four-page travel log when they have finished reading one book; their ideas will be “fresh.” Naturally, you’ll want to monitor their work to ensure it meets your expectation.

An exemplar of the four-page travel log from the Passport is provided. Showing an example of what you expect from your students will help them explain their thoughts in greater detail.

Grade 6 students will be “Reading Buddies” with younger or struggling readers. Teachers can arrange for time in the school day when older students can visit. This will help ensure all books are read before the Festival Days. They can also assist students to formulate ideas for their Passports.

Your students must read all books by Festival Day.





Title of Book I Love My Purse  
by Belle DeMont

Draw a picture of the main character.



The book is mostly about... a boy named Charlie who loves his red purse. People think he's strange. Eventually, he helps them realize they should have the courage to be themselves and do what they love!

One part of the story I really like is ... when he sees that the crossing guard realizes it's OK to wear his sparkly roller-skates.

I like it because ... it's funny to imagine a crossing guard roller-skating on the job!

Draw a picture of this part.



This story reminds me of ... another story called Morris Micklewhite and the Tangerine Dress because it has the same message of accepting people for their differences.

If I could, I would ask the author ... Did you have something you really liked when you were growing up that people thought was odd? What was it? Did they laugh?

Author and Illustrator Autographs

How many stars would you give this book?

COLOUR THE NUMBER OF STARS YOU THINK IT DESERVES



I gave it this many stars because ... there are lots of funny pictures like his dad's shirt and his glasses at the end.

Another reason is ... because it reminds me not to worry about what people think about my clothes.



I read this book on...

Dec . 15, 2017

DATE

## 8. Rewarding with Stickers

After students have their work “approved” by you, they select one sticker from their designated page as a reward for finishing that title! They should place it in their Passport with the date noted accordingly.

Students should keep track of the books they still need to read by updating the page entitled: “My Reading Checklist” – located at the back of the Passport.

Be sure to have all books read by Festival Day.

### Reading Buddy Certificates

After the Grade 6 students have helped younger classes, teachers can present them with our special Certificate of Appreciation, which is available for download. Please print copies as needed.





RAINFOREST OF READING 2018

# Reading Buddy Award

In recognition of  
your help with younger  
readers at your school,  
we are pleased  
to recognize:



## 9. Updating Reading Progress

Update your “Class Tracking Poster” each day, noting your students’ progress with all titles.

You may even want to challenge the other class to see who can read all of the books first!

We’ve made a special effort to get the books to you before Christmas so students will have enough time to read all the titles.

Providing positive praise and keeping the energy level high is key to success and will ensure your class is prepared to vote on Festival Day.









## 10. Preparing to Vote

When your students have read all titles and completed their journey through the Rainforest of Reading, they will be able to vote for their favourite book on Festival Day.




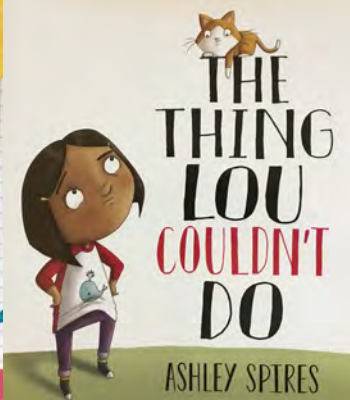



Encourage students to look at the “Destinations” page in their Passport to see all book covers and think about which book they enjoyed the most.

Have your students choose one title from their “Reading Checklist” and record their favourite so they are ready to cast their ballot on Festival Day. There is space provided on the “I Voted for my Favourite Book!” page near the back of the Passport, which also awaits the official 5th Anniversary stamp from the Voting Pavilion.



Robert Munsch

# Braids!



## 11. Voting Pavillion


As tradition stands, students will get their Passports officially stamped when they cast their ballot for their favourite book. The result of the vote will be announced at the end of the Festival.

A special addition to the Voting Pavilion this year will include Anniversary Bonus Books to be given to each school and a fun photo booth for students! Be sure to visit before you leave if your group doesn't have a chance to rotate to this station.

See the rotation schedule and map included in this guide to anticipate your day.







## 12. Getting Ready for Festival Day

In order to prevent Passports from going missing, you may want to keep them in a safe place in your classroom until Festival Day. Students should bring their Passports – remember they will be voting at the Festival and will have the chance to get author and illustrator autographs!

Students should bring a pencil case. Keep backpacks light so there's space to bring home souvenirs, arts and crafts. Please remember to bring a lunch – there will be a designated lunch break this year.

Before the Festival Day, Mrs. Leonise Francois will assign one of the book titles to your school. Children will march in the Parade of Readers, signaling the start of the day.

We encourage students to come in simple costumes or carry props to show their spirit for their book.







## 13. Festival Reminders, Schedule and Maps

**The Parade of Readers:** Mrs. Leonise Francois will once again assign one of the book titles to your school. Students are encouraged to come in simple costumes or carry props to show their spirit. We have seen some incredible costumes over the last 4 years and we look forward to seeing your enthusiasm for the 5th Anniversary.

Once you've entered the venue, it is important to get seated as quickly as possible. Although some schools prefer to sit in multiple rows, following the volunteer's instructions helps to prevent trapped seating for other schools. Over two thousand students assemble in Castries and three thousand in Vieux Fort. Your cooperation is much appreciated.

**Rotation Group Letter:** Mrs. Leonise Francois will also assign your school group a Festival Rotation Letter(s). The rotation schedule shows where your group will start after the Opening Ceremonies.

Please be sure to wait for the announcement signalling time to move to the next station. Some school groups move to the next station before the announcement, causing an overload of students. Other groups have rotated incorrectly, resulting in some stations being empty.





## 13. Festival Reminders, Schedule and Maps cont/...

Students need to bring the following items:

- Their Passport
- A pencil case
- A backpack: keep it light to carry souvenirs, arts and crafts
- A lunch: we will have a scheduled break again this year.  
Please have student place their lunch bags in their backpacks. Every year we have many lunch bags left behind.

Teachers please bring this guide on Festival Day and refer to the map and schedule.







# Festival Dates

Upon arrival, please send one teacher for each grade to visit the Registration Desk. This helps us confirm all schools have arrived, allowing us to begin the Parade of Readers. Please provide an accurate number of students attending.

We will be able to inform you of any last-minute changes to the map or schedule if necessary.

## **ST. LUCIA NORTH FESTIVAL:**

Tuesday, March 13th **Districts 1&2**

Wednesday, March 14th **Districts 3&4**

Multipurpose SportsPlex, Vigie, Castries

## **ST. LUCIA SOUTH FESTIVAL:**

Friday, March 16th **Districts 5, 6, 7, & 8**

Philip Marcellin Grounds and The Courts, Vieux Fort

Speak to your principal about transportation. The Ministry has assured us drivers will be reimbursed for transporting all students.









**OneWorld  
Schoolhouse  
Foundation**

GOOD WITH WORDS

[oneworldschoolhouse.org](http://oneworldschoolhouse.org)  
[rainforestofreading.org](http://rainforestofreading.org)  
[find52.org](http://find52.org)

## **RAINFOREST OF READING FESTIVAL**

is managed by OneWorld Schoolhouse Foundation in co-operation with:



Ministry of Education & Human Development  
**GRENADA**



Ministry of Education, Youth Affairs & Sports  
**MONTSERRAT**



Ministry of Education, Innovation, Gender Relations  
and Sustainable Development  
**SAINT LUCIA**



Ministry of Education, Youth, Sport and Culture  
**ST. KITTS AND NEVIS**

**Rainforest  
of Reading**

